



Location: CMA1b - Oil St Community Liaison Centre

Report on 24-hour TSP monitoring

Action Level ($\mu\text{g}/\text{m}^3$) - 176.7

Limit Level ($\mu\text{g}/\text{m}^3$) - 260

Date	Sampling Time	Weather Condition	Filter paper no.	Filter Weight, g		Elapse Time, hr		Sampling Time, hr	Flow Rate, m^3/min			Total Volume, m^3	TSP Level, $\mu\text{g}/\text{m}^3$
				Initial	Final	Initial	Final		Initial, Q_{si}	Final, Q_{sf}	Average		
01-Apr-11	08:00	Fine	000053	2.7752	2.9718	9072.79	9096.79	24.00	1.49	1.49	1.49	2150	91
07-Apr-11	08:00	Fine	000138	2.7959	2.9942	9098.01	9122.01	24.00	1.49	1.49	1.49	2151	92
13-Apr-11	08:00	Hazy	000117	2.7917	3.0215	9125.01	9149.01	24.00	1.48	1.48	1.48	2131	108
19-Apr-11	08:00	Sunny	000306	2.7493	2.9899	9152.01	9176.01	24.00	1.48	1.48	1.48	2133	113
25-Apr-11	08:00	Sunny	000334	2.7507	2.9467	9182.00	9206.00	24.00	1.48	1.48	1.48	2133	92

Report on 1-hour TSP monitoring

Action Level ($\mu\text{g}/\text{m}^3$) - 320.1

Limit Level ($\mu\text{g}/\text{m}^3$) - 500

Date	Sampling Time	Weather Condition	Filter paper no.	Filter Weight, g		Elapse Time, hr		Sampling Time, hr	Flow Rate, m^3/min			Total Volume, m^3	TSP Level, $\mu\text{g}/\text{m}^3$
				Initial	Final	Initial	Final		Initial, Q_{si}	Final, Q_{sf}	Average		
28-Mar-11	08:20	Fine	000090	2.8130	2.8262	9069.79	9070.79	1.00	1.53	1.53	1.53	92	143
28-Mar-11	09:30	Fine	000049	2.7740	2.7866	9070.79	9071.79	1.00	1.53	1.53	1.53	92	137
28-Mar-11	10:35	Fine	000051	2.7658	2.7775	9071.79	9072.79	1.00	1.53	1.53	1.53	92	127
02-Apr-11	09:45	Fine	000149	2.7454	2.7545	90950.02	90951.02	1.00	1.48	1.48	1.48	89	102
02-Apr-11	10:49	Fine	000150	2.7572	2.7657	90906.02	90907.02	1.00	1.48	1.48	1.48	89	96
02-Apr-11	11:52	Fine	000253	2.7130	2.7210	9097.01	9098.01	1.00	1.48	1.48	1.48	89	90
08-Apr-11	08:10	Fine	000129	2.7960	2.8098	9122.01	9123.01	1.00	1.48	1.48	1.48	89	155
08-Apr-11	09:20	Fine	000100	2.7918	2.8022	9123.01	9124.01	1.00	1.48	1.48	1.48	89	117
08-Apr-11	10:30	Fine	000098	2.7895	2.8015	9124.01	9125.01	1.00	1.54	1.48	1.51	91	132
14-Apr-11	08:15	Hazy	000096	2.8139	2.8254	9149.01	9150.01	1.00	1.48	1.48	1.48	89	130
14-Apr-11	09:25	Hazy	000094	2.8018	2.8125	9150.01	9151.01	1.00	1.48	1.48	1.48	89	121
14-Apr-11	10:30	Hazy	000167	2.7406	2.7570	9151.01	9152.01	1.00	1.48	1.48	1.48	89	185
20-Apr-11	09:15	Sunny	000172	2.7450	2.7607	9176.01	9177.01	1.00	1.48	1.48	1.48	89	177
20-Apr-11	10:45	Sunny	000174	2.7587	2.7733	9178.01	9179.01	1.00	1.48	1.48	1.48	89	164
20-Apr-11	13:00	Sunny	000092	2.8047	2.8186	9179.01	9180.01	1.00	1.48	1.48	1.48	89	157
26-Apr-11	09:15	Sunny	000336	2.7449	2.7611	9206.98	9207.98	1.00	1.48	1.48	1.48	89	182
26-Apr-11	10:45	Sunny	000383	2.7667	2.7765	9207.98	9208.98	1.00	1.48	1.48	1.48	89	110
26-Apr-11	13:00	Sunny	000385	2.7406	2.7597	9208.98	9209.98	1.00	1.48	1.48	1.48	89	215

Location: CMA2a - Causeway Bay Community Centre

Report on 24-hour TSP monitoring

Action Level ($\mu\text{g}/\text{m}^3$) - 169.5

Limit Level ($\mu\text{g}/\text{m}^3$) - 260

Date	Sampling Time	Weather Condition	Filter paper no.	Filter Weight, g		Elapse Time, hr		Sampling Time, hr	Flow Rate, m^3/min			Total Volume, m^3	TSP Level, $\mu\text{g}/\text{m}^3$
				Initial	Final	Initial	Final		Initial, Q_{si}	Final, Q_{sf}	Average		
01-Apr-11	08:00	Fine	000310	2.7400	2.9624	13886.00	13910.00	24.00	1.44	1.44	1.44	2079	107
07-Apr-11	08:00	Fine	000257	2.7516	2.9627	13583.00	13607.00	24.00	1.38	1.44	1.41	2037	104
13-Apr-11	08:00	Hazy	000118	2.7960	3.0336	13610.00	13634.01	24.01	1.40	1.40	1.40	2017	118
19-Apr-11	08:00	Sunny	000305	2.7415	3.0239	13637.01	13661.00	23.99	1.40	1.40	1.40	2018	140
25-Apr-11	08:00	Sunny	000335	2.7354	2.9192	13664.00	13688.00	24.00	1.47	1.40	1.43	2065	89

Report on 1-hour TSP monitoring

Action Level ($\mu\text{g}/\text{m}^3$) - 323.4

Limit Level ($\mu\text{g}/\text{m}^3$) - 500

Date	Sampling Time	Weather Condition	Filter paper no.	Filter Weight, g		Elapse Time, hr		Sampling Time, hr	Flow Rate, m^3/min			Total Volume, m^3	TSP Level, $\mu\text{g}/\text{m}^3$
				Initial	Final	Initial	Final		Initial, Q_{si}	Final, Q_{sf}	Average		
28-Mar-11	08:40	Fine	000091	2.8130	2.8250	13553.00	13554.00	1.00	1.48	1.48	1.48	89	135
28-Mar-11	09:45	Fine	000050	2.7776	2.7900	13554.00	13555.00	1.00	1.48	1.48	1.48	89	139
28-Mar-11	10:45	Fine	000052	2.7896	2.8028	13555.00	13556.00	1.00	1.45	1.45	1.45	87	151
02-Apr-11	09:59	Fine	000260	2.7169	2.7273	13580.00	13581.00	1.00	1.43	1.43	1.43	86	121
02-Apr-11	11:01	Fine	000259	2.7104	2.7188	13581.00	13582.00	1.00	1.43	1.43	1.43	86	98
02-Apr-11	13:03	Fine	000258	2.7287	2.7348	13582.00	13583.00	1.00	1.43	1.43	1.43	86	71
08-Apr-11	08:30	Fine	000101	2.8056	2.8183	13607.00	13608.00	1.00	1.43	1.43	1.43	86	148
08-Apr-11	09:40	Fine	000099	2.7889	2.8005	13608.00	13609.00	1.00	1.43	1.43	1.43	86	135
08-Apr-11	10:40	Fine	000097	2.7835	2.7962	13609.00	13610.00	1.00	1.43	1.43	1.43	86	148
14-Apr-11	08:35	Hazy	000095	2.8037	2.8158	13634.01	13635.01	1.00	1.40	1.40	1.40	84	144
14-Apr-11	09:40	Hazy	000093	2.8163	2.8275	13635.01	13636.01	1.00	1.40	1.40	1.40	84	134
14-Apr-11	10:45	Hazy	000168	2.7352	2.7529	13636.01	13637.01	1.00	1.40	1.40	1.40	84	211
20-Apr-11	09:00	Sunny	000173	2.7451	2.7623	13661.00	13662.00	1.00	1.40	1.40	1.40	84	205
20-Apr-11	09:40	Sunny	000175	2.7445	2.7647	13662.00	13663.00	1.00	1.40	1.40	1.40	84	240
20-Apr-11	10:45	Sunny	000333	2.7483	2.7628	13663.00	13664.00	1.00	1.40	1.40	1.40	84	173
26-Apr-11	09:00	Sunny	000382	2.7534	2.7678	13688.00	13689.00	1.00	1.40	1.40	1.40	84	171
26-Apr-11	09:40	Sunny	000384	2.7320	2.7416	13635.01	13636.01	1.00	1.40	1.40	1.40	84	114
26-Apr-11	10:45	Sunny	000386	2.7423	2.7546	13636.01	13637.01	1.00	1.40	1.40	1.40	84	146



Location: CMA3a - CWB PRE Site Office Area

Report on 24-hour TSP monitoring
 Action Level ($\mu\text{g}/\text{m}^3$) - 171
 Limit Level ($\mu\text{g}/\text{m}^3$) - 260

Date	Sampling Time	Weather Condition	Filter paper no.	Filter Weight, g		Elapse Time, hr		Sampling Time, hr	Flow Rate, m^3/min			Total Volume, m^3	TSP Level, $\mu\text{g}/\text{m}^3$
				Initial	Final	Initial	Final		Initial, Q_{si}	Final, Q_{sf}	Average		
01-Apr-11	08:00	Fine	000318	2.7540	2.9905	9389.11	9413.10	23.99	1.55	1.55	1.55	2235	106
07-Apr-11	08:00	Fine	000256	2.7336	2.9625	9416.16	9440.17	24.01	1.49	1.49	1.49	2152	106
13-Apr-11	08:00	Fine	000166	2.7770	3.0505	9443.17	9467.17	24.00	1.54	1.54	1.54	2216	123
19-Apr-11	08:00	Sunny	000171	2.7231	3.0119	9470.17	9494.17	24.00	1.54	1.54	1.54	2219	130
25-Apr-11	08:00	Sunny	000137	2.8031	3.0110	9497.17	9521.17	24.00	1.54	1.54	1.54	2219	94

Report on 1-hour TSP monitoring
 Action Level ($\mu\text{g}/\text{m}^3$) - 311.3
 Limit Level ($\mu\text{g}/\text{m}^3$) - 500

Date	Sampling Time	Weather Condition	Filter paper no.	Filter Weight, g		Elapse Time, hr		Sampling Time, hr	Flow Rate, m^3/min			Total Volume, m^3	TSP Level, $\mu\text{g}/\text{m}^3$
				Initial	Final	Initial	Final		Initial, Q_{si}	Final, Q_{sf}	Average		
28/03/11	10:30	Fine	000006	2.6184	2.6324	9362.11	9363.11	1.00	1.53	1.53	1.53	92	152
28/03/11	13:00	Fine	000054	2.7629	2.7789	9363.11	9364.11	1.00	1.53	1.53	1.53	92	174
28/03/11	14:00	Fine	000313	2.7418	2.7565	9364.11	9365.11	1.00	1.56	1.56	1.56	94	157
02-Apr-11	08:00	Fine	000254	2.7186	2.7294	9413.10	9414.10	1.00	1.49	1.49	1.49	90	121
02-Apr-11	13:40	Fine	000231	2.7556	2.7654	9414.10	9415.10	1.00	1.28	1.28	1.28	77	128
02-Apr-11	14:58	Fine	000233	2.7365	2.7467	9415.10	9416.10	1.00	1.49	1.49	1.49	89	114
08-Apr-11	09:30	Fine	000133	2.7867	2.7996	9440.17	9441.17	1.00	1.48	1.48	1.48	89	145
08-Apr-11	11:00	Fine	000241	2.7711	2.7831	9441.17	9442.17	1.00	1.48	1.48	1.48	89	135
08-Apr-11	13:20	Fine	000127	2.8024	2.8162	9442.17	9443.17	1.00	1.48	1.48	1.48	89	155
14-Apr-11	10:40	Hazy	000300	2.7300	2.7493	9467.18	9468.18	1.00	1.48	1.51	1.49	90	216
14-Apr-11	13:30	Hazy	000169	2.7270	2.7386	9468.18	9469.18	1.00	1.48	1.51	1.49	90	130
14-Apr-11	14:35	Hazy	000170	2.7420	2.7537	9469.18	9470.18	1.00	1.48	1.51	1.49	90	131
20-Apr-11	13:00	Sunny	000499	2.7808	2.8017	9494.17	9495.17	1.00	1.48	1.48	1.48	89	235
20-Apr-11	15:20	Sunny	000500	2.7669	2.7831	9495.17	9496.17	1.00	1.48	1.48	1.48	89	182
20-Apr-11	16:25	Sunny	000229	2.7366	2.7536	9496.17	9497.17	1.00	1.48	1.48	1.48	89	191
26-Apr-11	13:00	Sunny	000365	2.7407	2.7607	9521.17	9522.17	1.00	1.48	1.48	1.48	89	225
26-Apr-11	15:20	Sunny	000220	2.7478	2.7617	9522.17	9523.17	1.00	1.48	1.48	1.48	89	157
26-Apr-11	16:25	Sunny	000221	2.7163	2.7279	9523.17	9524.17	1.00	1.48	1.48	1.48	89	131



Location: CMA4a - SPCA

Report on 24-hour TSP monitoring
Action Level ($\mu\text{g}/\text{m}^3$) - 171.2
Limit Level ($\mu\text{g}/\text{m}^3$) - 260

Date	Sampling Time	Weather Condition	Filter paper no.	Filter Weight, g		Elapse Time, hr		Sampling Time, hr	Flow Rate, m^3/min			Total Volume, m^3	TSP Level, $\mu\text{g}/\text{m}^3$
				Initial	Final	Initial	Final		Initial, Q_{si}	Final, Q_{sf}	Average		
01-Apr-11	08:00	Fine	000316	2.7654	2.9566	12943.50	12967.49	23.99	1.36	1.36	1.36	1962	97
07-Apr-11	08:00	Fine	000080	2.8006	2.9988	12970.49	12994.49	24.00	1.36	1.36	1.36	1964	101
13-Apr-11	08:00	Fine	000128	2.8110	3.0433	12997.50	13021.51	24.01	1.35	1.35	1.35	1948	119
19-Apr-11	08:00	Sunny	000236	2.7489	3.0161	13024.51	13048.50	23.99	1.31	1.31	1.31	1882	142
25-Apr-11	08:00	Sunny	000252	2.7409	2.9107	13051.50	13075.50	24.00	1.31	1.31	1.31	1883	90

Report on 1-hour TSP monitoring
Action Level ($\mu\text{g}/\text{m}^3$) - 312.5
Limit Level ($\mu\text{g}/\text{m}^3$) - 500

Date	Sampling Time	Weather Condition	Filter paper no.	Filter Weight, g		Elapse Time, hr		Sampling Time, hr	Flow Rate, m^3/min			Total Volume, m^3	TSP Level, $\mu\text{g}/\text{m}^3$
				Initial	Final	Initial	Final		Initial, Q_{si}	Final, Q_{sf}	Average		
28-Mar-11	08:58	Fine	000292	2.7354	2.7433	13971.65	13972.65	1.00	1.23	1.23	1.23	74	107
28-Mar-11	10:10	Fine	000297	2.7157	2.7247	13972.65	13973.65	1.00	1.23	1.23	1.23	74	122
28-Mar-11	13:00	Fine	000295	2.7228	2.7315	13973.65	13974.65	1.00	1.23	1.23	1.23	74	118
02-Apr-11	13:30	Fine	000232	2.7395	2.7483	12967.49	12968.49	1.00	1.08	1.08	1.08	65	136
02-Apr-11	14:48	Fine	000230	2.7498	2.7530	12968.49	12969.49	1.00	1.08	1.08	1.08	65	49
02-Apr-11	15:54	Fine	000078	2.7893	2.7978	12969.49	12970.49	1.00	1.15	1.22	1.18	71	120
08-Apr-11	09:30	Fine	000132	2.7977	2.8077	12994.45	12995.49	1.04	1.31	1.31	1.31	82	122
08-Apr-11	10:40	Fine	000134	2.7987	2.8108	12995.49	12996.50	1.01	1.31	1.31	1.31	79	153
08-Apr-11	13:10	Fine	000126	2.7776	2.7888	12996.50	12997.50	1.00	1.31	1.31	1.31	79	143
14-Apr-11	10:00	Fine	000299	2.7318	2.7478	13021.51	13022.51	1.00	1.08	1.33	1.21	72	221
14-Apr-11	11:00	Fine	000307	2.7224	2.7306	13022.51	13023.51	1.00	1.08	1.31	1.20	72	114
14-Apr-11	13:00	Fine	000351	2.7583	2.7655	13023.51	13024.51	1.00	1.15	1.36	1.25	75	96
20-Apr-11	13:00	Sunny	000079	2.7868	2.8036	13048.50	13049.50	1.00	1.31	1.31	1.31	78	214
20-Apr-11	15:05	Sunny	000081	2.7929	2.8089	13049.50	13050.50	1.00	1.31	1.31	1.31	78	204
20-Apr-11	16:30	Sunny	000227	2.7338	2.7478	13050.50	13051.50	1.00	1.31	1.31	1.31	79	178
26-Apr-11	13:00	Sunny	000364	2.7531	2.7686	13075.51	13076.51	1.00	1.31	1.31	1.31	78	198
26-Apr-11	15:05	Sunny	000217	2.7177	2.7272	13076.51	13077.51	1.00	1.31	1.31	1.31	78	121
26-Apr-11	16:30	Sunny	000218	2.7165	2.7242	13023.51	13024.51	1.00	1.31	1.31	1.31	79	98



Location: CMA5a - Children Garden opposite to Pedestrian Plaza

Report on 24-hour TSP monitoring

Action Level ($\mu\text{g}/\text{m}^3$) - 181
Limit Level ($\mu\text{g}/\text{m}^3$) - 260

181
260

Date	Sampling Time	Weather Condition	Filter paper no.	Filter Weight, g		Elapse Time, hr		Sampling Time, hr	Flow Rate, m^3/min			Total Volume, m^3	TSP Level, $\mu\text{g}/\text{m}^3$
				Initial	Final	Initial	Final		Initial, Q_{si}	Final, Q_{sf}	Average		
01-Apr-11	08:00	Fine	000296	2.7235	2.8903	13998.65	14022.65	24.00	1.15	1.15	1.15	1650	101
07-Apr-11	08:00	Fine	000342	2.7340	2.9147	14025.65	14049.65	24.00	1.17	1.17	1.17	1691	107
13-Apr-11	08:00	Hazy	000125	2.7861	2.9982	14052.65	14076.73	24.08	1.20	1.19	1.20	1727	123
19-Apr-11	08:00	Sunny	000165	2.7754	2.9796	14079.73	14103.73	24.00	1.22	1.22	1.22	1760	116
25-Apr-11	08:00	Sunny	000561	2.7787	2.9479	14106.73	14130.73	24.00	1.22	1.22	1.22	1760	81

Report on 1-hour TSP monitoring

Action Level ($\mu\text{g}/\text{m}^3$) - 332
Limit Level ($\mu\text{g}/\text{m}^3$) - 500

Date	Sampling Time	Weather Condition	Filter paper no.	Filter Weight, g		Elapse Time, hr		Sampling Time, hr	Flow Rate, m^3/min			Total Volume, m^3	TSP Level, $\mu\text{g}/\text{m}^3$
				Initial	Final	Initial	Final		Initial, Q_{si}	Final, Q_{sf}	Average		
28-Mar-11	10:18	Fine	000007	2.6304	2.6380	12964.50	12965.50	1.00	1.35	1.35	1.35	81	94
28-Mar-11	13:00	Fine	000311	2.7379	2.7472	12965.50	12966.50	1.00	1.35	1.35	1.35	81	115
28-Mar-11	14:00	Fine	000312	2.7449	2.7532	12966.50	12967.50	1.00	1.35	1.35	1.35	81	103
02-Apr-11	09:35	Fine	000343	2.7392	2.7457	14022.65	14023.65	1.00	1.17	1.17	1.17	70	92
02-Apr-11	10:40	Fine	000341	2.7569	2.7634	14023.65	14024.65	1.00	1.17	1.17	1.17	70	93
02-Apr-11	14:38	Fine	000340	2.7388	2.7456	14024.65	14025.65	1.00	1.17	1.17	1.17	70	97
08-Apr-11	09:15	Fine	000157	2.7841	2.7944	14049.65	14050.65	1.00	1.20	1.20	1.20	72	143
08-Apr-11	10:30	Fine	000131	2.7885	2.7991	14050.65	14051.65	1.00	1.20	1.20	1.20	72	147
08-Apr-11	13:00	Fine	000130	2.7990	2.8107	14051.65	14052.65	1.00	1.20	1.20	1.20	72	163
14-Apr-11	09:47	Hazy	000162	2.7915	2.8063	14076.73	14077.73	1.00	1.19	1.19	1.19	72	207
14-Apr-11	10:57	Hazy	000163	2.7593	2.7718	14077.73	14078.73	1.00	1.19	1.19	1.19	72	174
14-Apr-11	14:25	Hazy	000164	2.7676	2.7775	14078.73	14079.73	1.00	1.19	1.19	1.19	72	138
20-Apr-11	09:30	Sunny	000284	2.7496	2.7677	14103.73	14104.73	1.00	1.20	1.20	1.20	72	252
20-Apr-11	10:57	Sunny	000283	2.7379	2.7540	14104.73	14105.73	1.00	1.20	1.20	1.20	72	224
20-Apr-11	14:25	Sunny	000282	2.7351	2.7509	14105.73	14106.73	1.00	1.20	1.20	1.20	72	220
26-Apr-11	09:30	Sunny	000268	2.7546	2.7656	14130.73	14131.73	1.00	1.20	1.20	1.20	72	129
26-Apr-11	10:57	Sunny	000265	2.7418	2.7537	14131.73	14132.73	1.00	1.20	1.20	1.20	72	140
26-Apr-11	14:25	Sunny	000266	2.7347	2.7445	14054.73	14055.73	1.00	1.20	1.20	1.20	72	115



Location: CMA6a - WD2 PRE Office

Report on 24-hour TSP monitoring

Action Level - 187.3 $\mu\text{g}/\text{m}^3$

Limit Level - 260 $\mu\text{g}/\text{m}^3$

Date	Sampling Time	Weather Condition	Filter paper no.	Filter Weight, g		Elapse Time, hr		Sampling Time, hr	Flow Rate, m^3/min			Total Volume, m^3	TSP Level, $\mu\text{g}/\text{m}^3$
				Initial	Final	Initial	Final		Initial, Q_{si}	Final, Q_{sf}	Average		
01-Apr-11	08:00	Fine	000348	2.7558	3.0454	12322.94	12346.95	24.01	1.23	1.23	1.23	1767	164
07-Apr-11	08:00	Fine	000349	2.7333	2.9596	12346.95	12370.95	24.00	1.22	1.22	1.22	1754	129
13-Apr-11	08:00	Hazy	000161	2.7702	3.0390	12373.95	12397.95	24.00	1.25	1.24	1.25	1795	150
19-Apr-11	08:00	Sunny	000280	2.7419	3.0089	12400.95	12424.95	24.00	1.25	1.25	1.25	1798	149
25-Apr-11	08:00	Sunny	000281	2.7576	2.9282	12428.22	12452.22	24.00	0.93	0.92	0.93	1798	80

Report on 1-hour TSP monitoring

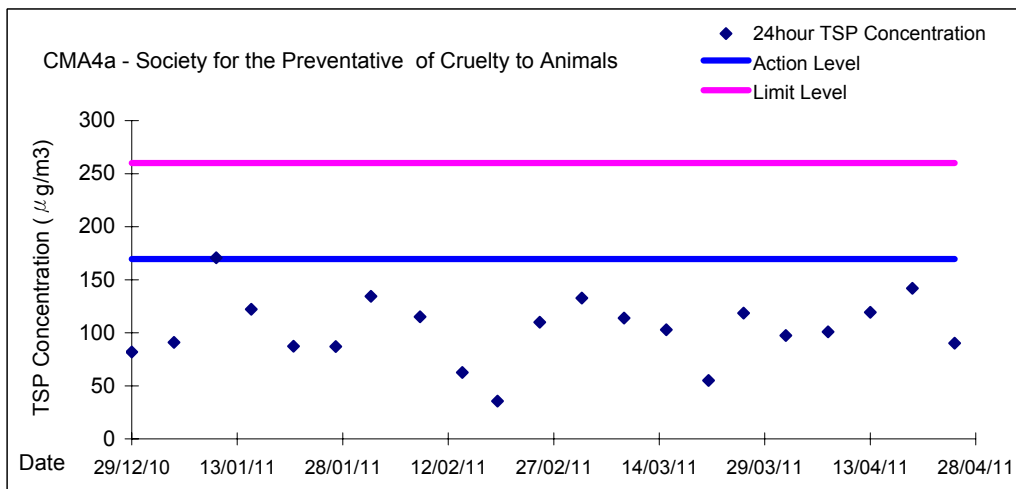
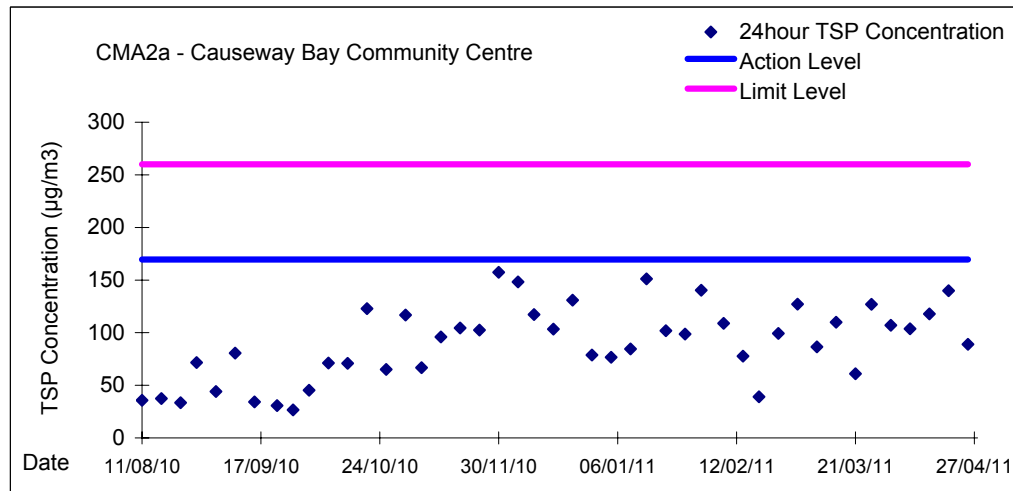
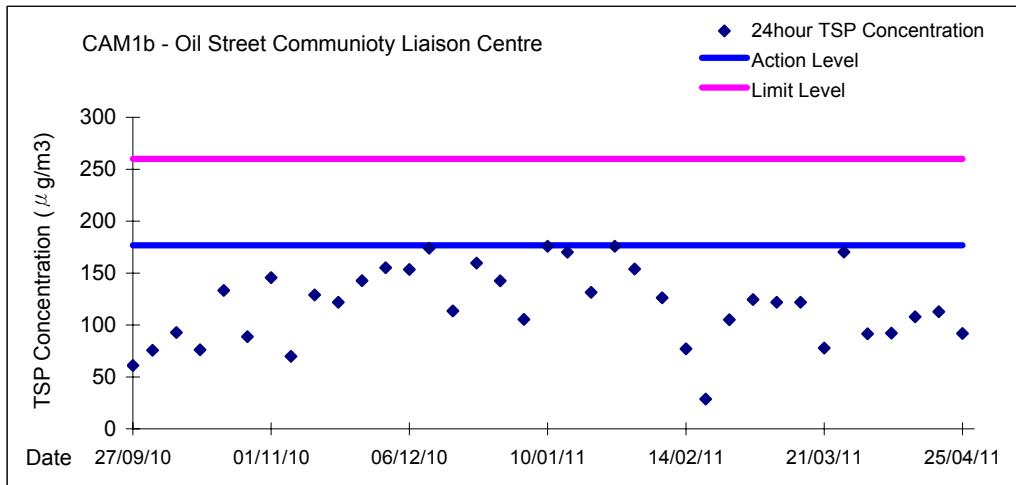
Action Level - 300.1 $\mu\text{g}/\text{m}^3$

Limit Level - 500 $\mu\text{g}/\text{m}^3$

Date	Sampling Time	Weather Condition	Filter paper no.	Filter Weight, g		Elapse Time, hr		Sampling Time, hr	Flow Rate, m^3/min			Total Volume, m^3	TSP Level, $\mu\text{g}/\text{m}^3$
				Initial	Final	Initial	Final		Initial, Q_{si}	Final, Q_{sf}	Average		
28-Mar-11	08:50	Fine	000293	2.7279	2.7448	12292.44	12293.44	1.00	1.25	1.28	1.27	76	222
28-Mar-11	09:58	Fine	000294	2.7057	2.7159	12293.44	12294.44	1.00	1.25	1.28	1.26	76	134
28-Mar-11	13:00	Fine	000298	2.7097	2.7203	12294.44	12295.44	1.00	1.25	1.28	1.26	76	140
02-Apr-11	11:00	Fine	000344	2.7377	2.7468	12319.94	12320.94	1.00	1.24	1.27	1.26	75	121
02-Apr-11	14:20	Fine	000345	2.7437	2.7536	12320.94	12321.94	1.00	1.24	1.26	1.25	75	132
02-Apr-11	15:22	Fine	000346	2.7339	2.7442	12321.94	12322.94	1.00	1.28	1.30	1.29	77	133
08-Apr-11	08:43	Fine	000158	2.7875	2.8025	12370.95	12371.95	1.00	1.27	1.30	1.29	77	194
08-Apr-11	09:50	Fine	000159	2.7820	2.7964	12371.95	12372.95	1.00	1.27	1.30	1.29	77	186
08-Apr-11	13:00	Fine	000160	2.7776	2.7935	12372.95	12373.95	1.00	1.27	1.30	1.29	77	206
14-Apr-11	09:36	Hazy	000291	2.7286	2.7426	12397.95	12398.95	1.00	1.27	1.29	1.28	77	182
14-Apr-11	10:47	Hazy	000290	2.7488	2.7645	12398.95	12399.95	1.00	1.27	1.29	1.28	77	204
14-Apr-11	14:15	Hazy	000289	2.7515	2.7616	12399.95	12400.95	1.00	1.27	1.29	1.28	77	131
20-Apr-11	09:20	Sunny	000287	2.7537	2.7730	12424.95	12425.95	1.00	1.27	1.30	1.28	77	251
20-Apr-11	10:32	Sunny	000286	2.7337	2.7532	12425.95	12426.95	1.00	1.27	1.30	1.28	77	253
20-Apr-11	13:00	Sunny	000285	2.7319	2.7510	12426.95	12427.95	1.00	1.27	1.30	1.28	77	248
26-Apr-11	09:20	Sunny	000269	2.7460	2.7607	12452.22	12453.22	1.00	1.25	1.25	1.25	75	166
26-Apr-11	10:32	Sunny	000262	2.7439	2.7585	12453.22	12454.22	1.00	1.25	1.25	1.25	75	165
26-Apr-11	13:00	Sunny	000263	2.7457	2.7618	12454.22	12455.22	1.00	1.25	1.25	1.25	75	181

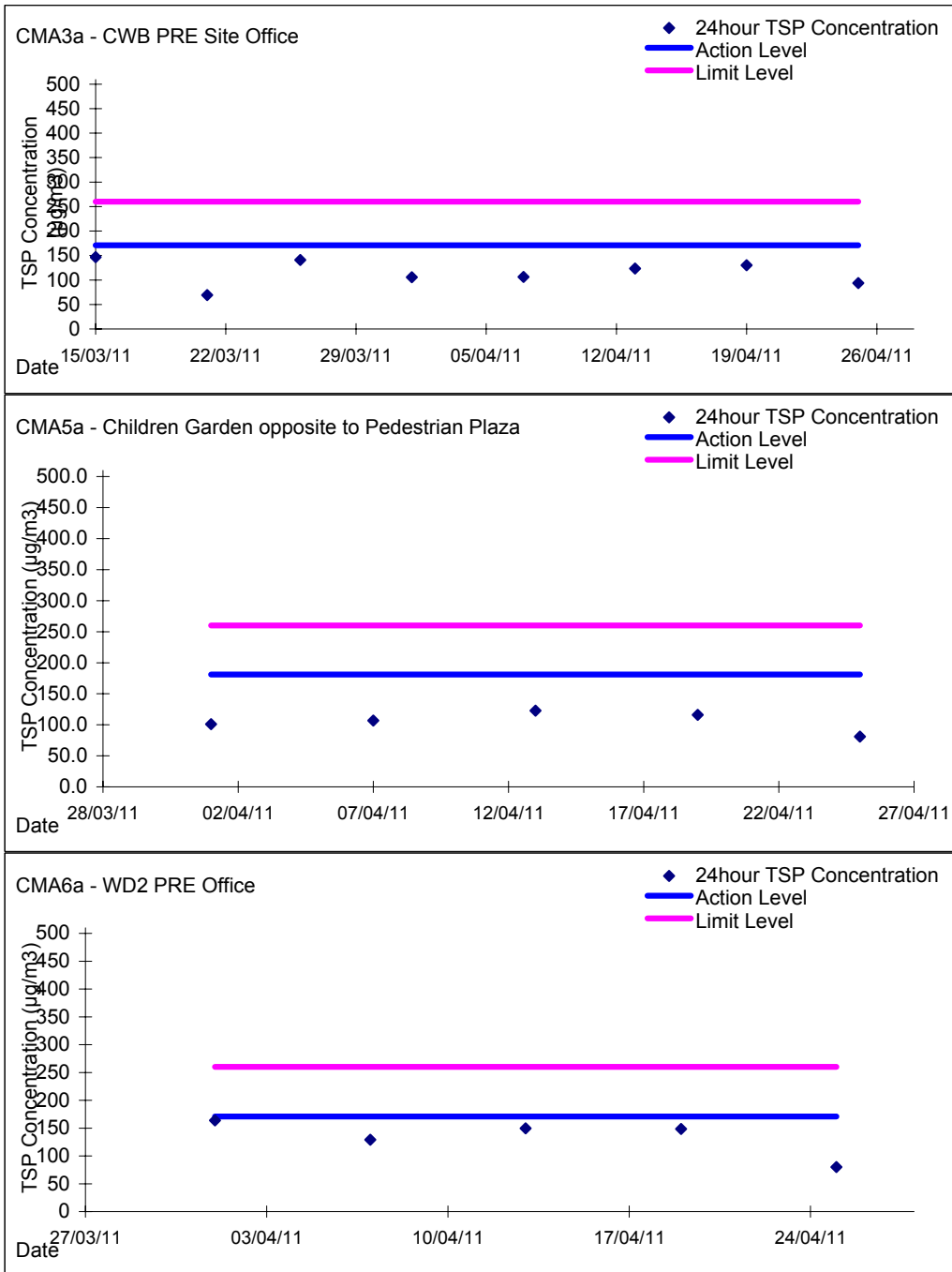


Graphic Presentation of 24 hour TSP Result



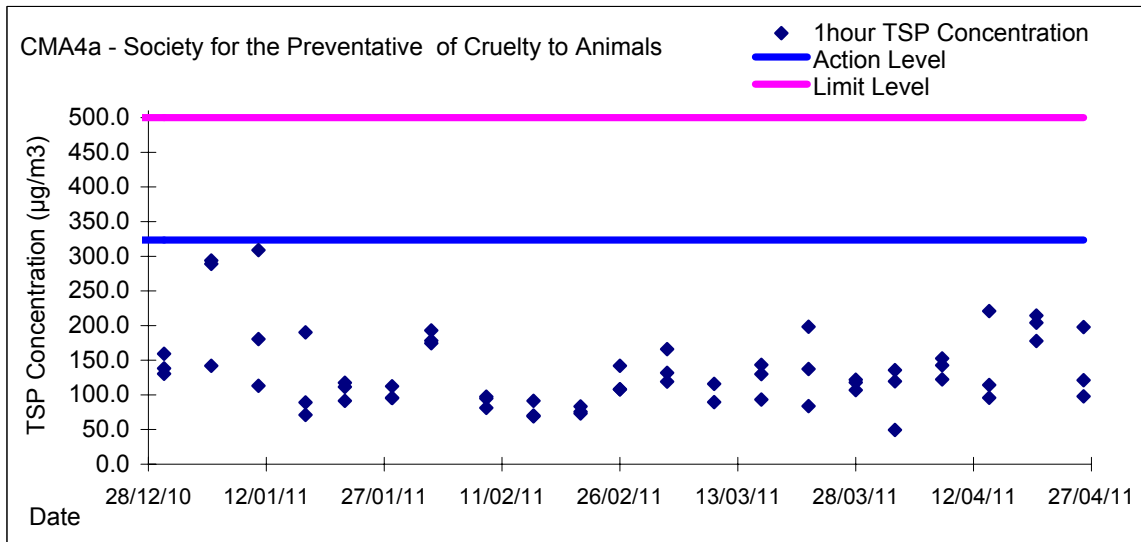
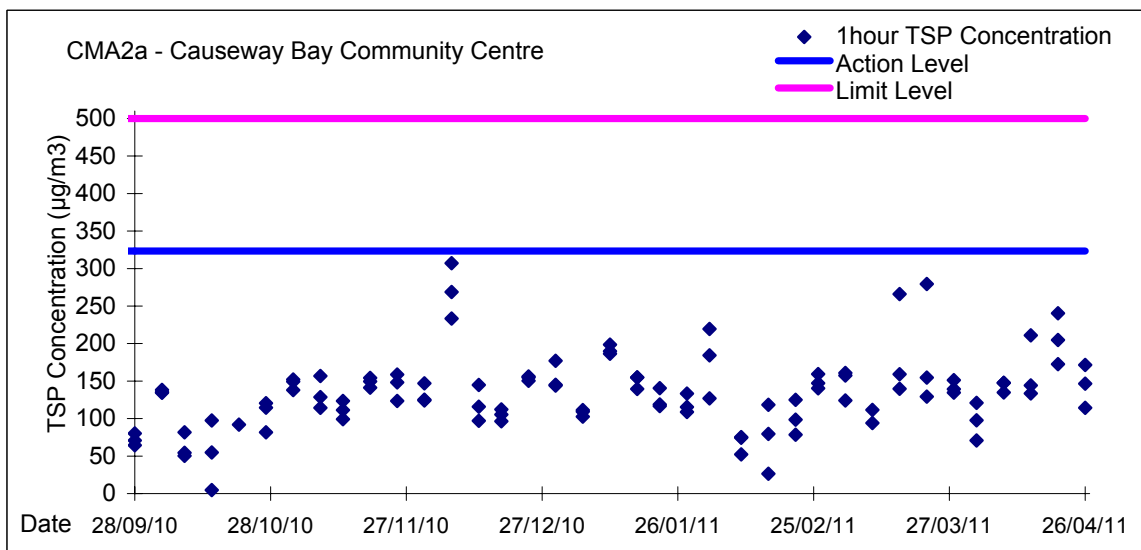
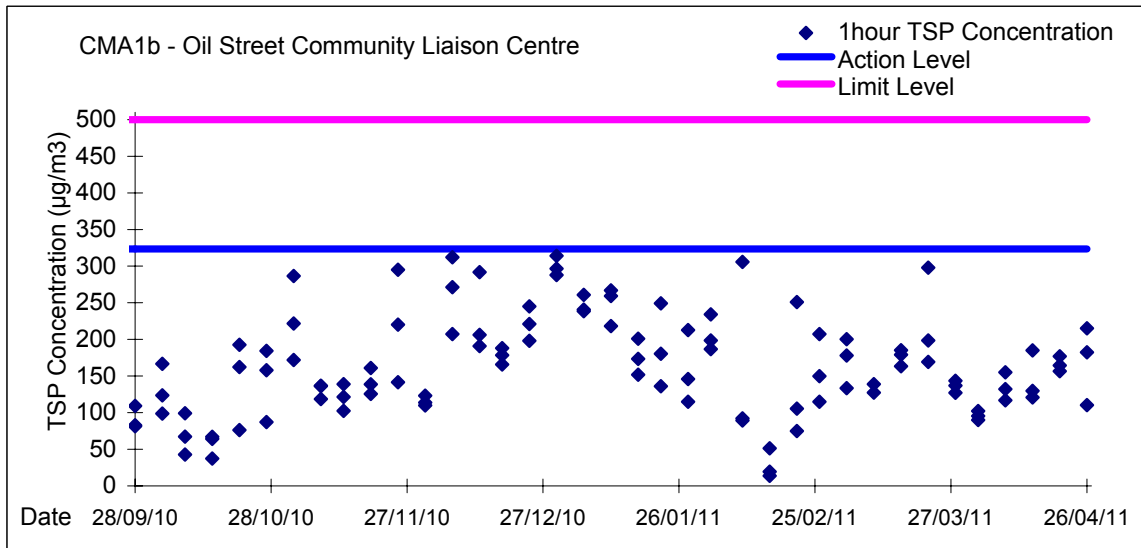


Graphic Presentation of 24 hour TSP Result





Graphic Presentation of 1 hour TSP Result





Graphic Presentation of 1 hour TSP Result

